

# PS21k C-SJ120-2-1

## Solar Submersible Pump System for 8" wells

### System Overview

Head	max. 30 m
Flow rate	max. 218 m³/h

### Technical Data

#### Controller PS21k

- Control inputs for dry running protection, remote control etc.
- Protected against reverse polarity, overload and overtemperature
- Integrated MPPT (Maximum Power Point Tracking)

Power	max. 19 kW
Input voltage	max. 800 V
Optimum V <sub>mp</sub> *	> 575 V
Motor current	max. 27 A
Efficiency	max. 98 %
Ambient temp.	-30...50 °C
Enclosure class	IP41

#### Motor AC DRIVE SUB 6" 15kW

- Highly efficient 3-phase AC motor
- Frequency: 25...50 Hz
- Premium materials, stainless steel: AISI 304
- No electronics in the motor

Motor speed	1,400...2,850 rpm
Power factor	0.87
Insulation class	F
Enclosure class	IP68
Submersion	max. 300 m

#### Pump End PE C-SJ120-2-1

- Non-return valve
- Premium materials, stainless steel: AISI 304

#### Pump Unit PU C-SJ120-2-1 (Motor, Pump End)

Borehole diameter	min. 9,8 in
Water temperature	max. 30 °C

### Standards



IEC/EN 61702:1995,  
IEC/EN 62253 Ed.1

The logos shown reflect the approvals that have been granted for this product family. Products are ordered and supplied with the approvals specific to the market requirements.

\*V<sub>mp</sub>: MPP-voltage under Standard Test Conditions (STC): 1000 W/m² solar irradiance, 25 °C cell temperature

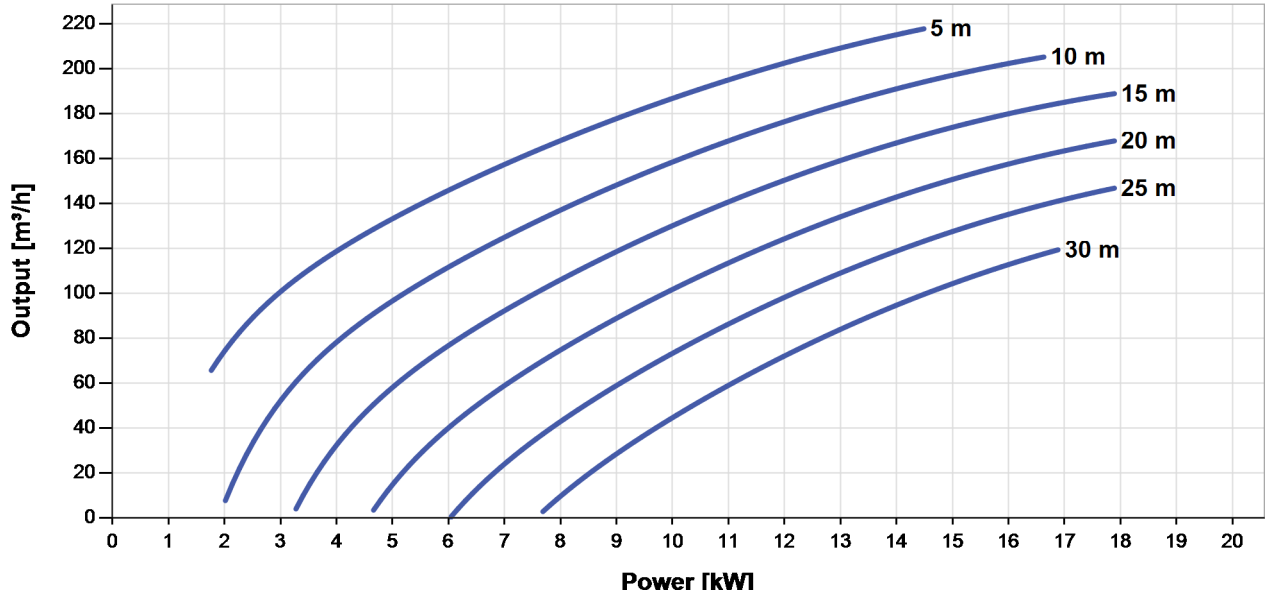


# PS21k C-SJ120-2-1

## Solar Submersible Pump System for 8" wells

### Pump Chart

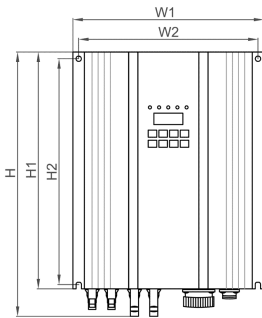
V<sub>mp</sub>\* > 575 V



### Dimensions and Weights

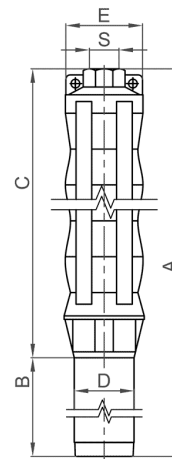
#### Controller

- H = 350 mm
- H1 = 310 mm
- H2 = 295 mm
- W1 = 250 mm
- W2 = 235 mm
- D1 = 200 mm
- D2 = 167 mm



#### Pump Unit

- A = 1,337 mm
- B = 777 mm
- C = 560 mm
- D = 144 mm
- E = 230 mm
- S = 6 in



	Net weight
Controller	9.0 kg
Pump Unit	101 kg
Motor	65 kg
Pump End	36 kg

\*V<sub>mp</sub>: MPP-voltage under Standard Test Conditions (STC): 1000 W/m<sup>2</sup> solar irradiance, 25 °C cell temperature

