

PS600 CS-17-1

Solar surface pump system

Application

- swimming pool filtration
- pond management
- irrigation

Characteristics

- fast, failure-free installation
- excellent serviceability
- high reliability and life expectancy
- short Return of Investment (ROI) cycle
- lower Total Cost of Ownership (TCO)

Technical data

Item #	2923
Total dynamic head	max. 12 m
Flow rate	max. 19 m ³ /h
Vmp**	> 68 V
Voc	max. 150 V



Components

Controller: PS600

- controlling and monitoring
- control inputs for well probe, dry running protection, remote control etc.
- protected against reverse polarity, overload and high temperature
- integrated MPPT (Maximum Power Point Tracking)
- low voltage disconnect for battery operation

Motor: ECDRIVE 600 CS-17

- maintenance-free brushless DC motor
- no electronics in the motor
- premium materials

Pump end: PE CS-17-1

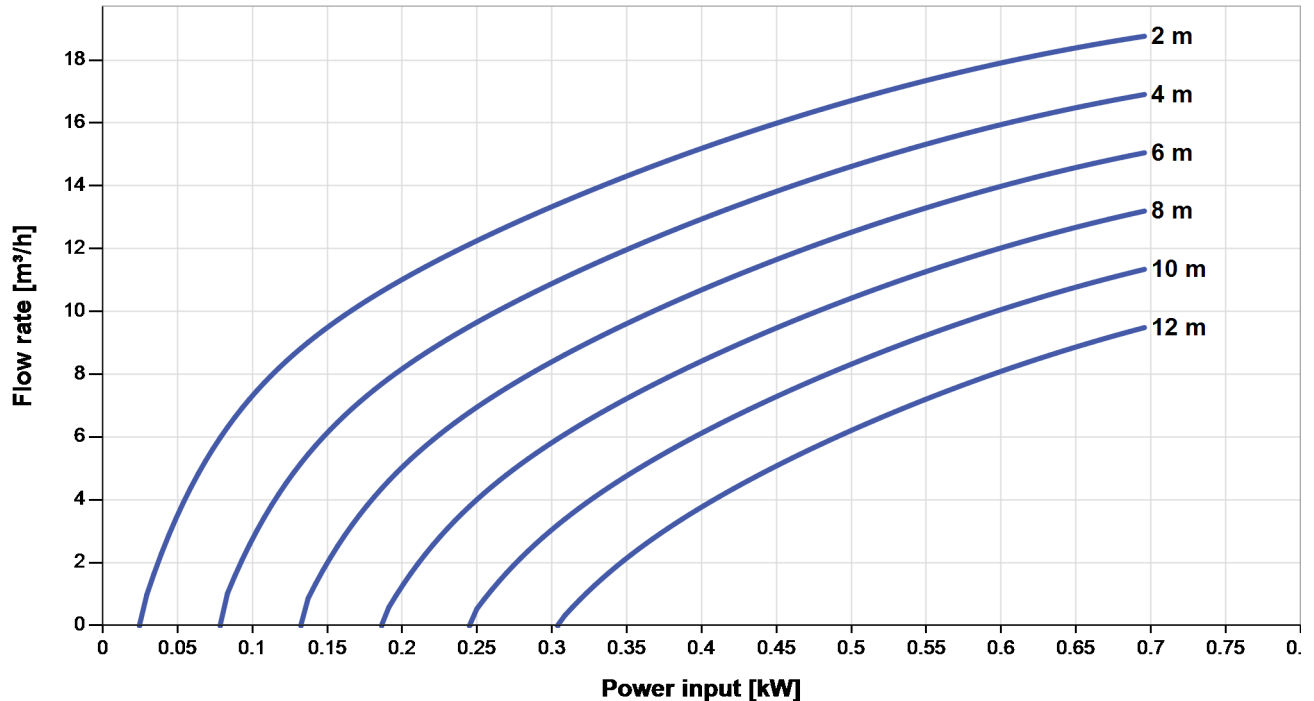
- high reliability and life expectancy
- max. Suction head 3 m
- premium materials
- optional: dry running protection

PS600 CS-17-1

Solar surface pump system

Pump chart

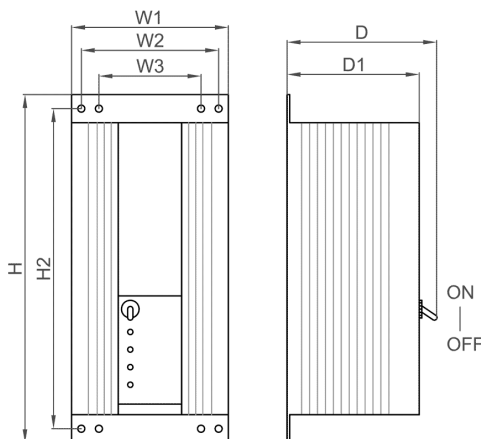
Max. power voltage (Vmp^{**}): > 68 V



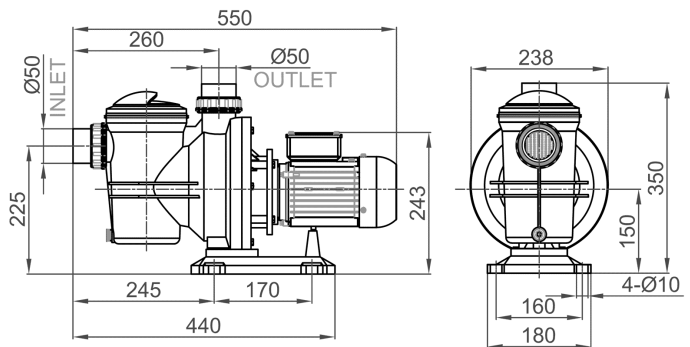
Dimensions and weights

Controller

H = 396 mm
 H2 = 364 mm
 W1 = 178 mm
 W2 = 156 mm
 W3 = 116 mm
 D = 165 mm
 D1 = 150 mm



Pump unit [mm]



	net weight	packaging	shipping volume	gross weight
Controller	4.5 kg	450x250x240 mm	0.027 m ³	5.2 kg
Pump unit	8.7 kg	600x290x450 mm	0.078 m ³	12 kg
Motor	7.0 kg	310x160x200 mm	0.010 m ³	7.3 kg
Pump end	1.7 kg	600x290x450 mm	0.078 m ³	4.9 kg

*Max. flow rate at min. recommended head

**Vmp: max. power voltage under Standard Test Conditions (STC): AM = 1.5, E = 1000 W/m², cell temperature 25 °C