

PS4000 CS-F32-20-2

Solar Surface Pump System

System Overview

Head	max. 30 m
Flow rate	max. 43 m³/h

Technical Data

Controller PS4000

- Control inputs for dry running protection, remote control etc.
- Protected against reverse polarity, overload and overtemperature
- Integrated MPPT (Maximum Power Point Tracking)

Power	max. 4.0 kW
Input voltage	max. 375 V
Optimum Vmp*	> 238 V
Motor current	max. 15 A
Efficiency	max. 98 %
Ambient temp.	-30...50 °C
Enclosure class	IP54

Motor ECDRIVE 4000 CS-F

- Maintenance-free brushless DC motor
- Premium materials, stainless steel: AL/AISI 304

Rated power	3.5 kW
Efficiency	max. 92 %
Motor speed	900...3,300 rpm
Insulation class	F
Enclosure class	IPX4

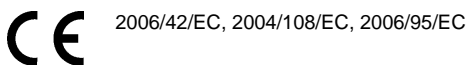
Pump End PE CS-F32-20-2

- Premium materials

Pump Unit PU CS-F32-20-2 (Motor, Pump End)

Water temperature	max. 70 °C
Suction head	max. 3 m

Standards



2006/42/EC, 2004/108/EC, 2006/95/EC

IEC/EN 61702:1995,
IEC/EN 62253 Ed.1

The logos shown reflect the approvals that have been granted for this product family. Products are ordered and supplied with the approvals specific to the market requirements.



*Vmp: MPP-voltage under Standard Test Conditions (STC): 1000 W/m² solar irradiance, 25 °C cell temperature

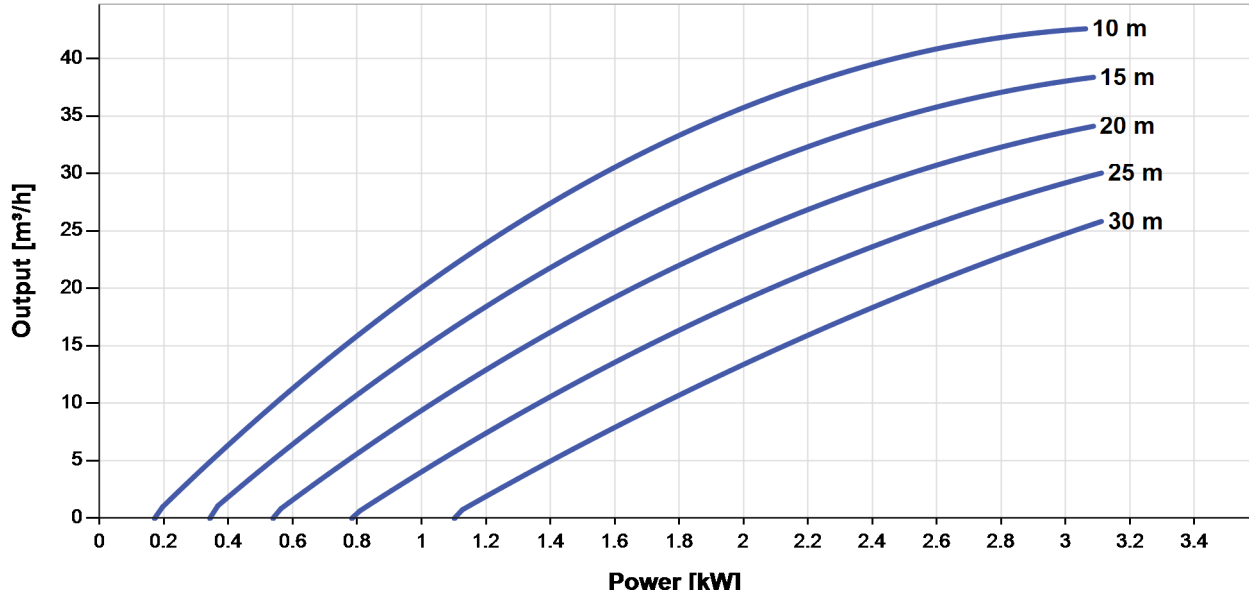


PS4000 CS-F32-20-2

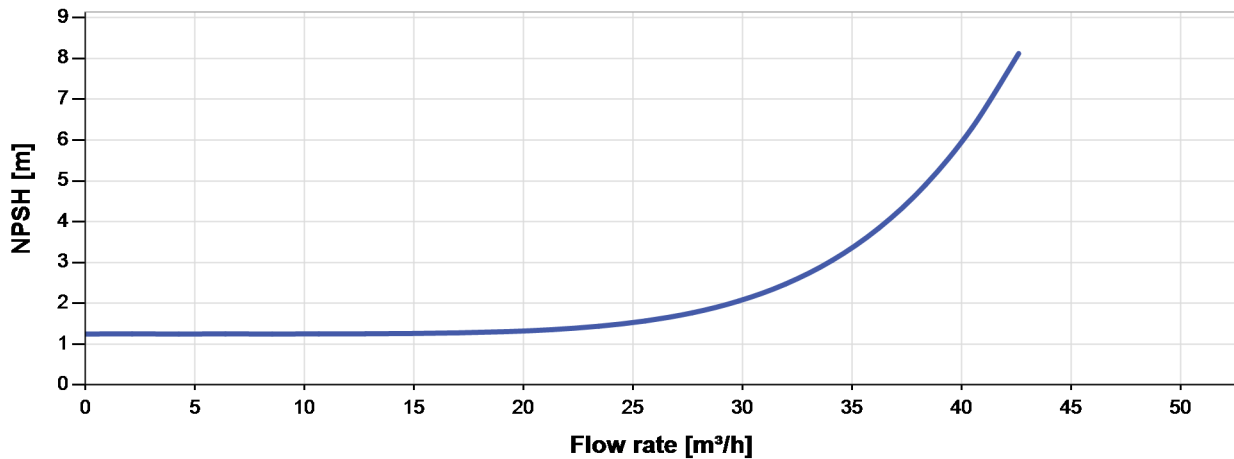
Solar Surface Pump System

Pump Chart

V_{mp}* > 238 V



NPSH



The NPSH (Net Positive Suction Head) is NOT the operating suction head. To calculate the operating suction head please refer to the installation manual.

*V_{mp}: MPP-voltage under Standard Test Conditions (STC): 1000 W/m² solar irradiance, 25 °C cell temperature



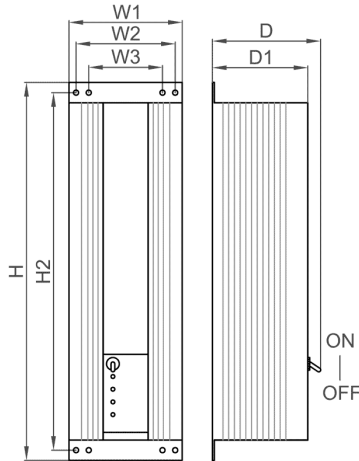
PS4000 CS-F32-20-2

Solar Surface Pump System

Dimensions and Weights

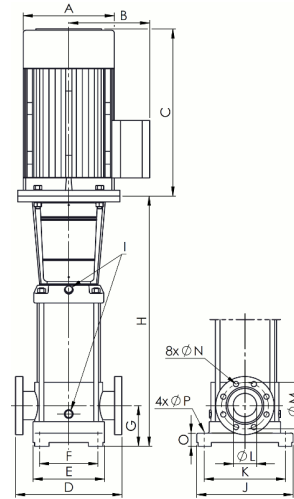
Controller

H = 595 mm
 H2 = 563 mm
 W1 = 178 mm
 W2 = 156 mm
 W3 = 116 mm
 D = 165 mm
 D1 = 150 mm



Pump Unit

A = 162 mm
 B = 132 mm
 C = 286 mm
 D = 320 mm
 E = 225 mm
 F = 170 mm
 G = 105 mm
 H = 575 mm
 I = G1/2"
 J = 298 mm
 K = 240 mm
 L = 74 mm
 M = 145 mm
 N = 18 mm
 O = 30 mm
 P = 14 mm



	Net weight
Controller	9.0 kg
Pump Unit	63 kg
Motor	15 kg
Pump End	48 kg

